



THIBAUT

FINE FURNITURE

CHAIRS

THIBAUT

FINE FURNITURE

CAMBRIDGE CHAIR: W79214, Huntley Herringbone in cream with French Natural #9 nail heads. Faded Ebony standard finish with Antique Brass casters. Wallpaper: T5069, Tahitian Weave in Pearl.



BRENTWOOD CHAIR

7731-C28

dimensions

OUTSIDE: 28" wide x 28" deep x 32" high

INSIDE: 22" wide x 21" deep x 17" high

SEAT HEIGHT: 21"



BRENTWOOD CHAIR

7731-C28

The versatile and practical slipper chair has been updated in the Brentwood Chair, a favorite of the Thibaut design studio. With a carved bamboo-style base and legs, this chair—or its sister frame, the Brentwood Chair with Skirt—works well in pairs, opposite a sofa. Slipper chairs are also ideal for tighter seating arrangements when a smaller frame is needed.

dimensions

OUTSIDE: 28" wide x 28" deep x 32" high

INSIDE: 22" wide x 21" deep x 17" high

SEAT HEIGHT: 21"

standard features

Spring Down seat cushion

Tight back with button detail

Self-welting

Carved bamboo-style legs

COM yardage

5 yards of plain 54" fabric

6 yards for repeat of 2-14"

7 yards for repeat of 15-27"

8 yards for repeat of 28-36"

For larger repeats, please call for yardage requirements.

finish options

Available in 28 standard or premium wood finishes or Benjamin Moore paint colors.

as shown

Fabric: AF10214, Oatmeal in neutral from Anna French Linens

Faded Ebony standard wood finish



BRENTWOOD CHAIR WITH SKIRT

7734-C28

dimensions

OUTSIDE: 28" wide x 28" deep x 32" high

INSIDE: 22" wide x 21" deep x 17" high

SEAT HEIGHT: 21"



BRENTWOOD CHAIR WITH SKIRT

7734-C28

The Brentwood Chair with Skirt has all the style and grace of its sister chair (style 7731), but is finished with a tailored dressmaker 10" skirt. The serpentine shaping of the top back rail creates a pretty profile for this frame. Perfect in pairs, the Brentwood Chair is easy to pull up for conversation during a party or to use flanking a fireplace.

dimensions

OUTSIDE: 28" wide x 28" deep x 32" high

INSIDE: 22" wide x 21" deep x 17" high

SEAT HEIGHT: 21"

standard features

Spring Down seat cushion

Tight back with button detail

Self-welting

Dressmaker 10" skirt

COM yardage

6 yards of plain 54" fabric

7 yards for repeat of 2-14"

8 yards for repeat of 15-27"

9 yards for repeat of 28-36"

For larger repeats, please call for yardage requirements.

finish options

Available in 28 standard or premium wood finishes or

Benjamin Moore paint colors.

as shown

Fabric: W78689, Malay Ikat in turquoise from Shangri-La Wovens



MIDDLETON CHAIR

7733-C29

dimensions

OUTSIDE: 29" wide x 33" deep x 36" high

INSIDE: 24" wide x 21" deep x 19" high

SEAT HEIGHT: 20"



MIDDLETON CHAIR

7733-C29

The Middleton Chair has a gracious flair and shapely back, accented with tufting and turned legs. It's sizeable enough to be an accent chair in a living room, family room, bedroom or to use in pairs to create a charming conversation area. This frame complements a sophisticated fabric—or can be more casual when upholstered in a linen texture, print or a small pattern.

dimensions

OUTSIDE: 29" wide x 33" deep x 36" high

INSIDE: 24" wide x 21" deep x 19" high

SEAT HEIGHT: 20"

standard features

Tight seat

Diamond tufted back

Self-welting

Turned leg with casters and ferrules

COM yardage

7 yards of plain 54" fabric

8 yards for repeat of 2-14"

9 yards for repeat of 15-27"

10 yards for repeat of 28-36"

For larger repeats, please call for yardage requirements.

finish options

Available in 28 standard or premium wood finishes or Benjamin Moore paint colors.

as shown

Fabric: AF10134, Coast in neutral from Anna French

Neutrals & Naturals

Polished Nickel casters and ferrules

Smoke premium painted finish



BEDFORD CHAIR

7732-C29

dimensions

OUTSIDE: 29" wide x 34" deep x 35" high

INSIDE: 23" deep x 18" high

SEAT HEIGHT: 21"



BEDFORD CHAIR

7732-C29

The shaped bottom rail of the Bedford Chair adds a special touch to this distinctive chair. This slipper chair also features shallow wings, a button back and a semi-attached seat cushion that will always stay in place. Carved bamboo-style legs add flair whether in a wood stain or painted finish.

dimensions

OUTSIDE: 29" wide x 34" deep x 35" high

INSIDE: 23" deep x 18" high

SEAT HEIGHT: 21"

standard features

Spring Down seat cushion

Tight back cushion with button detail

Self-welting

No skirt option

Carved bamboo-style legs

COM yardage

7 yards of plain 54" fabric

8 yards for repeat of 2-14"

9 yards for repeat of 15-27"

10 yards for repeat of 28-36"

For larger repeats, please call for yardage requirements.


finish options

Available in 28 standard or premium wood finishes or Benjamin Moore paint colors.

as shown

Fabric: W79220, Current in blue from Avalon Wovens

Dark Walnut standard wood finish



BEL AIRE CHAIR

7717-C28

dimensions

OUTSIDE: 28" wide x 32" deep x 38" high

INSIDE: 22" wide x 23" deep x 20" high

SEAT HEIGHT: 20"



BEL AIRE CHAIR

7717-C28

The sloping side arms and shaped back rail of the Bel Aire Chair create a lovely profile in any room. The delicate tufting complements the clean, elegant lines of this piece. This accent chair with its refined legs would be perfect for a foyer, bedroom or living room – or even a stylish office setting.

dimensions

OUTSIDE: 28" wide x 32" deep x 38" high

INSIDE: 22" wide x 23" deep x 20" high

SEAT HEIGHT: 20"

standard features

Tight seat

Shallow tight back with diamond stitching

Self-welting

Tapered leg

COM yardage

4 yards of plain 54" fabric

4.5 yards for repeat of 2-14"

5 yards for repeat of 15-27"

5.5 yards for repeat of 28-36"

For larger repeats, please call for yardage requirements.

finish options

Available in 28 standard or premium wood finishes or

Benjamin Moore paint colors.

companion pieces

Bel Aire Settee 7717-S60

as shown

Fabric: W65427, Strathmore Linen in stone from

Essentials Linens

Putty premium painted finish



MAYFAIR CHAIR

7735-C27

dimensions

OUTSIDE: 27" wide x 31" deep x 36" high

INSIDE: 27" wide x 20" deep x 16" high

SEAT HEIGHT: 20"



MAYFAIR CHAIR

7735-C27

The Mayfair slipper chair has straighter lines and crisp tailoring. Built to the right scale to fit in just about anywhere, this versatile slipper chair looks great when paired with a twin. The seat and back cushions are semi-attached so the chair will always be dressed to perfection.

dimensions

OUTSIDE: 27" wide x 31" deep x 36" high

INSIDE: 27" wide x 20" deep x 16" high

SEAT HEIGHT: 20"

standard features

Semi-attached Spring Down seat cushion

Semi-attached Blend Down back cushion

Self-welting

Tapered leg with casters and ferrules

COM yardage

7 yards of plain 54" fabric

8 yards for repeat of 2-14"

9 yards for repeat of 15-27"

10 yards for repeat of 28-36"

For larger repeats, please call for yardage requirements.

finish options

Available in 28 standard or premium wood finishes or

Benjamin Moore paint colors.

as shown

Fabric: W71817, Nadia Trellis in aqua from Residence Wovens
with contrast welting in W65418, Strathmore Linen in
eggshell from Essential Linens

Optional nail head trim: French Natural #9 spaced head-to-head
with top row placed 2" above bottom row

Antique Brass casters and ferrules

Faded Ebony standard wood finish



RICHMOND CHAIR

7718-C24

dimensions

OUTSIDE: 24" wide x 32" deep x 32" high

INSIDE: 24" wide x 23" deep x 18" high

SEAT HEIGHT: 19"



RICHMOND CHAIR

7718-C24

The Richmond Chair's proportions have been perfected, and its legs have a shapely turn. The amply-padded seat and back cushions are semi-attached so that they'll never need adjusting. The straight back provides good posture and comfortable support. The Richmond slipper chair can tuck in anywhere.

dimensions

OUTSIDE: 24" wide x 32" deep x 32" high

INSIDE: 24" deep x 23" deep x 18" high

SEAT HEIGHT: 19"

standard features

Semi-attached Feathersoft seat cushion

Semi-attached Blend Down back cushion

Self-welting

Turned legs with casters and ferrules

COM yardage

6 yards of plain 54" fabric

6.5 yards for repeat of 2-14"

7 yards for repeat of 15-27"

7.5 yards for repeat of 28-36"

For larger repeats, please call for yardage requirements.

finish options

Available in 28 standard or premium wood finishes or

Benjamin Moore paint colors.

companion pieces

Richmond Settee 7718-S54

as shown

Fabric: AF10214, Oatmeal in neutral from Anna French Linens

Optional nail head trim: Silver #9 around chair base

Polished Nickel casters and ferrules

Smoke premium painted finish



MONTCLAIR CHAIR

7715-C34

dimensions

OUTSIDE: 34" wide x 34" deep x 38" high

INSIDE: 25" wide x 23" deep x 20" high

SEAT HEIGHT: 20"

ARM HEIGHT: 22"



MONTCLAIR CHAIR

7715-C34

The Montclair Chair reflects the influence of colonial New England furniture makers with its scrolled arm. The streamlined shape of this chair and comfortable seat cushion make it timely for today's interiors. This is a superb reading chair – and a pair of Montclair Chairs will look great flanking a fireplace.

dimensions

OUTSIDE: 34" wide x 34" deep x 38" high

INSIDE: 25" wide x 23" deep x 20" high

SEAT HEIGHT: 20"

ARM HEIGHT: 22"

standard features

Spring Down loose seat cushion

Tight back

Self-welting

Tapered leg

One 17" feather/down pillow

COM yardage

7 yards of plain 54" fabric

8 yards for repeat of 2-14"

9 yards for repeat of 15-27"

10 yards for repeat of 28-36"

For larger repeats, please call for yardage requirements.

finish options

Available in 28 standard or premium wood finishes or

Benjamin Moore paint colors.

companion pieces

Montclair Settee 7715-S65 and Deerfield Ottoman 7766-M26

as shown

Fabric: W7277 Helix Velvet in grey from Anniversary Wovens

Optional nail head trim: Silver #9 around chair base, arms

and back placed head-to-head

Fieldstone premium painted finish



SUTTON CHAIR

7711-C34

dimensions

OUTSIDE: 34" wide x 35" deep x 37" high

INSIDE: 25" wide x 17" deep x 17" high

SEAT HEIGHT: 21"

ARM HEIGHT: 26"



SUTTON CHAIR

7711-C34

The flared arms of the Sutton Chair make it gracious and welcoming in any setting. A lumbar pillow adds back support and insures an extra degree of comfort. Add banding or braid to the skirt for a tailored custom finish.

dimensions

OUTSIDE: 34" wide x 35" deep x 37" high

INSIDE: 25" wide x 17" deep x 17" high

SEAT HEIGHT: 21"

ARM HEIGHT: 26"

standard features

Spring Down seat cushion

Tight back

Self-welting

Waterfall skirt or Dressmaker 10" skirt or
tapered wood legs with casters and ferrules

One 13" x 21" feather/down lumbar pillow

COM yardage

10 yards of plain 54" fabric

11 yards for repeat of 2-14"

12 yards for repeat of 15-27"

13 yards for repeat of 28-36"

*Subtract 1.5 yards from above measurements for leg option.

For larger repeats, please call for yardage requirements.

finish options


Available in 28 standard or premium wood finishes or
Benjamin Moore paint colors.

companion pieces

Sutton Sofa 7711-S75 and Sutton Ottoman 7711-M30

as shown

Fabric: W71813, Nadia Trellis in cream from Residence Wovens



*Shown with tapered legs, casters and ferrules**



Shown with Dressmaker 10" skirt

SOMERSET CHAIR

7701-C32

dimensions

OUTSIDE: 32" wide x 34" deep x 38" high

INSIDE: 25" wide x 20" deep x 18" high

SEAT HEIGHT: 20"

ARM HEIGHT: 24"



SOMERSET CHAIR

7701-C32

Curves accent the sculptural arms of the Somerset Chair and the back cushion insures a comfortable sit. This transitional style frame works beautifully in pairs and with many styles of fabric, from classic to contemporary. The Somerset Chair has social skills, conducive to conversation due to the low arm profile.

dimensions

OUTSIDE: 32" wide x 34" deep x 38" high

INSIDE: 25" wide x 20" deep x 18" high

SEAT HEIGHT: 20"

ARM HEIGHT: 24"

standard features

Spring Down seat cushion

Loose Blend Down boxed-back cushion

Self-welting at base of frame

Saddle-stitching on cushions and arms

Tapered wood leg

COM yardage

8 yards of plain 54" fabric

9 yards for repeat of 2-14"

10 yards for repeat of 15-27"

11 yards for repeat of 28-36"

For larger repeats, please call for yardage requirements.

finish options

Available in 28 standard or premium wood finishes or

Benjamin Moore paint colors.

companion pieces

Somerset Sofa 7701-S82 and Belmont Ottoman 7765-M30

as shown

Fabric: AF10145, Dyed Sack in oatmeal from Anna French Linens

Light Antique standard wood finish



WESTWOOD CHAIR

7702-C32

dimensions

OUTSIDE: 32" wide x 34" deep x 39" high

INSIDE: 25" wide x 19" deep x 19" high

SEAT HEIGHT: 20"

ARM HEIGHT: 26"



WESTWOOD CHAIR

7702-C32

Graceful slope arms distinguish the versatile Westwood Chair, equally at home in living rooms, family rooms or office settings. The sleek lines of this chair will complement many fabrics, from textured solids to jacquard wovens. Optional nail head trim gives the Westwood Chair a handsome finish.

dimensions

OUTSIDE: 32" wide x 34" deep x 39" high

INSIDE: 25" wide x 19" deep x 19" high

SEAT HEIGHT: 20"

ARM HEIGHT: 26"

standard features

Spring Down seat cushion

Loose Blend Down boxed-back cushion

Saddle-stitching on cushions

Self-welting at base of frame and around back

No skirt option is available

COM yardage

8 yards of plain 54" fabric

9 yards for repeat of 2-14"

10 yards for repeat of 15-27"

11 yards for repeat of 28-36"

For larger repeats, please call for yardage requirements.

finish options

Available in 28 standard or premium wood finishes or

Benjamin Moore paint colors.

companion pieces

Westwood Sofa 7702-S82, Berkeley Sofa 7703-S82

and Warwick Ottoman 7764-M26

as shown

Fabric: AF10148, Dyed Sack in sea blue from Anna French Linens

Optional nail head trim: Silver #9 nail heads placed head-to-head

Dark Walnut standard wood finish



CHEVERLY CHAIR

7721-C33

dimensions

OUTSIDE: 33" wide x 38" deep x 40" high

INSIDE: 21" wide x 22" deep x 25" high

SEAT HEIGHT: 20"

ARM HEIGHT: 23"



CHEVERLY CHAIR

7721-C33

The Cheverly Chair will be a great accent chair in any room setting. Sculpted lines define the top rail and seat front while deep diamond tufting adds visual interest to the chair back. Medium-weight fabrics take well to tufting—and include textured solids, small scale patterns or larger motifs that won't appear unduly distorted by the tufting process.

dimensions

OUTSIDE: 33" wide x 38" deep x 40" high

INSIDE: 21" wide x 22" deep x 25" high

SEAT HEIGHT: 20"

ARM HEIGHT: 23"

standard features

Tight seat

Diamond tufted back

Self-welting

Turned legs with casters and ferrules

No skirt option

COM yardage

5 yards of plain 54" fabric

5.5 yards for repeat of 2-14"

6 yards for repeat of 15-27"

6.5 yards for repeat of 28-36"

For larger repeats, please call for yardage requirements.

finish options

Available in 28 standard or premium wood finishes or

Benjamin Moore paint colors.

as shown

Fabric: W81173, Cabo Cotton in pearl from Waterlily Prints

Optional nail head trim: Bronze Renaissance #9 with 1" spacing
placed above welt at base

Antique Brass casters and ferrules

Faded Ebony standard wood finish



CHATHAM CHAIR

7706-C36

dimensions

OUTSIDE: 36" wide x 41" deep x 35" high

INSIDE: 22" wide x 24" deep x 18" high

SEAT HEIGHT: 21"

ARM HEIGHT: 24"



CHATHAM CHAIR

7706-C36

We love this classic lounge chair with English arms because it's perfectly proportioned for men or women. With its Spring Down seat cushion and flared arms, the Chatham Chair is comfortable and supportive alone or when paired with a companion ottoman. The dropped side rail enhances its profile in a room setting.

dimensions

OUTSIDE: 36" wide x 41" deep x 35" high

INSIDE: 22" wide x 24" deep x 18" high

SEAT HEIGHT: 21"

ARM HEIGHT: 24"

standard features

Spring Down seat cushion

Tight back and dropped side rail

Self-welting

Turned legs with casters and ferrules

No skirt option

One 21" feather/down pillow

COM yardage

12 yards of plain 54" fabric

13.5 yards for repeat of 2-14"

15 yards for repeat of 15-27"

16.5 yards for repeat of 28-36"

For larger repeats, please call for yardage requirements.

finish options

Available in 28 standard or premium wood finishes or Benjamin Moore paint colors.

companion pieces

Chatham Sofa 7706-S87 and Brookline Ottoman 7763-M30

as shown

Fabric: W74919, Leon in aqua from Gatehouse Wovens

Polished Nickel casters and ferrules

Faded Ebony standard wood finish



ALDEN CHAIR

7722-C33

dimensions

OUTSIDE: 33" wide x 38" deep x 34" high

INSIDE: 22" wide x 24" deep x 19" high

SEAT HEIGHT: 21"

ARM HEIGHT: 24"



ALDEN CHAIR

7722-C33

There are so many places to use the versatile Alden Chair – in living rooms, family rooms, tucked into bedrooms or dressing rooms. This curvaceous chair is elegant with diamond tufting across the inside back and arms. The dressmaker skirt rounds the corners, with accent pleats adding a graceful finish.

dimensions

OUTSIDE: 33" wide x 38" deep x 34" high

INSIDE: 22" wide x 24" deep x 19" high

SEAT HEIGHT: 21"

ARM HEIGHT: 24"

standard features

Spring Down seat cushion

Diamond tufting on back and arms

Self-welting

Dressmaker 10" skirt

COM yardage

10 yards of plain 54" fabric

11 yards for repeat of 2-14"

12 yards for repeat of 15-27"

13 yards for repeat of 28-36"

For larger repeats, please call for yardage requirements.

companion pieces

Arlington Ottoman 7760-M27

as shown

Fabric: W65428, Strathmore Linen in straw from Essential Linens



BRISTOL CHAIR

7719-C35

dimensions

OUTSIDE: 35" wide x 40" deep x 37" high

INSIDE: 22" wide x 23" deep x 16" high

SEAT HEIGHT: 19"

ARM HEIGHT: 24"



BRISTOL CHAIR

7719-C35

The tight back Bristol Chair is perfect for reading and watching TV, with a generous lumbar pillow to provide additional cushioning for the lower back. The depth of this chair makes it a good choice for taller men and women. The waterfall skirt provides an elegant finish—and an ideal place to add decorative braid, tape or a contrast band of fabric.

dimensions

OUTSIDE: 35" wide x 40" deep x 37" high

INSIDE: 22" wide x 23" deep x 16" high

SEAT HEIGHT: 19"

ARM HEIGHT: 24"

standard features

Spring Down seat cushion

Tight back

Self-welting

Waterfall skirt only

One 12" x 20" feather/down lumbar pillow

COM yardage

11 yards of plain 54" fabric

12 yards for repeat of 2-14"

13 yards for repeat of 15-27"

14 yards for repeat of 28-36"

For larger repeats, please call for yardage requirements.

companion pieces

Bryant Ottoman 7761-M30

as shown

Fabric: F97908, Mizoram in green from Cypress



CAMBRIDGE CHAIR

7724-C33

dimensions

OUTSIDE: 33" wide x 38" deep x 40" high

INSIDE: 21" wide x 22" deep x 25" high

SEAT HEIGHT: 20"

ARM HEIGHT: 23"



CAMBRIDGE CHAIR

7724-C33

Adapted from a beautiful antique frame, the Cambridge Chair features diamond tufting across the inside arms and high back. Inset arm panels are detailed with self-welting or optional nail head trim. The depth and height of the Cambridge Chair make it a great choice for comfortable TV viewing.

dimensions

OUTSIDE: 33" wide x 38" deep x 40" high

INSIDE: 21" wide x 22" deep x 25" high

SEAT HEIGHT: 20"

ARM HEIGHT: 23"

standard features

Spring Down seat cushion

Diamond tufted back and arms

Self-welting

Turned leg with casters and ferrules

COM yardage

8 yards of plain 54" fabric

9 yards for repeat of 2-14"

10 yards for repeat of 15-27"

11 yards for repeat of 28-36"

For larger repeats, please call for yardage requirements.

finish options

Available in 28 standard or premium wood finishes or Benjamin Moore paint colors.

companion pieces

Newbury Ottoman 7758-M27

as shown

Fabric: W79214, Huntley Herringbone in cream from Avalon Wovens

Optional nail head trim: French Natural #9 placed head-to-head on base and arm panels

Antique Brass casters and ferrules

Faded Ebony standard wood finish



CRESTWOOD CHAIR

7723-C34

dimensions

OUTSIDE: 34" wide x 37" deep x 37" high

INSIDE: 23" wide x 22" deep x 21" high

SEAT HEIGHT: 20"

ARM HEIGHT: 24"



CRESTWOOD CHAIR

7723-C34

The Crestwood Chair is perfectly designed for relaxation and reading. The curve at the top of the back cushion adds a shapely note. This versatile piece fits easily anywhere, yet offers complete comfort. This chair provides a great frame to showcase a beautiful fabric, especially when used in pairs.

dimensions

OUTSIDE: 34" wide x 37" x 37" high

INSIDE: 23" wide x 22" deep x 21" high

SEAT HEIGHT: 20"

ARM HEIGHT: 24"

standard features

Spring Down seat cushion

Loose Blend Down back cushion

Self-welting

Waterfall skirt or Dressmaker 10" skirt

No exposed wood leg option

COM yardage

11 yards of plain 54" fabric

12 yards for repeat of 2-14"

13 yards for repeat of 15-27"

14 yards for repeat of 28-36"

For larger repeats, please call for yardage requirements.

companion pieces

Linwood Ottoman 7759-M28

as shown

Fabric: W79221, Huntley Herringbone in lavender
from Avalon Wovens



HAMPTON CHAIR

7705-C38

dimensions

OUTSIDE: 38" wide x 44" deep x 36" high

INSIDE: 24" wide x 26" deep x 19" high

SEAT HEIGHT: 21"

ARM HEIGHT: 25"



HAMPTON CHAIR

7705-C38

The spacious Hampton Chair with an English arm is perfect for relaxing and reading. The seat is extra deep—making it ideal for comfort. Choose a standard Feathersoft seat cushion for luxurious comfort or switch to a Spring Down cushion for a little more support. Add braid or banding to the waterfall skirt to make the Hampton Chair unique.

dimensions

OUTSIDE: 38" wide x 44" deep x 36" high

INSIDE: 24" wide x 26" deep x 19" high

SEAT HEIGHT: 21"

ARM HEIGHT: 25"

standard features

Feathersoft seat cushion

Loose Blend Down boxed-back cushion

Self-welting

Waterfall skirt only

One 10" x 20" feather/down lumbar pillow

COM yardage

13 yards of plain 54" fabric

14.5 yards for repeat of 2-14"

16 yards for repeat of 15-27"

17.5 yards for repeat of 28-36"

For larger repeats, please call for yardage requirements.

companion pieces

Hampton Sofa 7705-S88 and Southampton Ottoman 7762-M32

as shown

Fabric: W78675, Bernard in green from Shangri-La Wovens



HAMILTON CHAIR CLASSIC

7756-C32

dimensions

OUTSIDE: 32" wide x 37" deep x 34" high

INSIDE: 20" wide x 21" deep x 16" high

SEAT HEIGHT: 18"

ARM HEIGHT: 23"



HAMILTON CHAIR CLASSIC

7756-C32

The Hamilton Chair features a classic Lawson arm with an inset panel that highlights great tailoring. As part of our CHOICES program, there are many Hamilton frame options available: sofas, mid-length sofas, sleepers, loveseats, chairs, chaise lounges and sectionals to create a seating area of any size and shape. Details on other frames will be found behind the CHOICES tab.

dimensions

OUTSIDE: 32" wide x 37" deep x 34" high

INSIDE: 20" wide x 21" deep x 16" high

SEAT HEIGHT: 18"

ARM HEIGHT: 23"

standard features

Lawson arm with T-cushion or extended Lawson arm with square cushion

Seat cushion: Spring Down, Feathersoft or Hypoallergenic

Memory Down seat cushion available for an additional charge

Back cushion: Blend Down loose boxed, loose knife-edge, semi-attached boxed or semi-attached knife-edge or tight back

Dressmaker 10" skirt or any of our eight leg styles

Self-welting

*Please refer to the CHOICES section for additional options on this frame style.

COM yardage

10 yards of plain 54" fabric

11 yards for repeat of 2-14"

12 yards for repeat of 15-27"

13 yards for repeat of 28-36"

For larger repeats, please call for yardage requirements.

finish options

Available in 28 standard or premium wood finishes or Benjamin Moore paint colors.

companion pieces

All frames are shown in detail under the CHOICES tab.

as shown

Fabric: AF10210, Straw in neutral from Anna French Linens

Blend Down loose boxed back cushion

English caster leg

Light Antique standard wood finish



MADISON CHAIR CLASSIC

7750-C32

dimensions

OUTSIDE: 32" wide x 37" deep x 34" high

INSIDE: 23" wide x 21" deep x 16" high

SEAT HEIGHT: 18"

ARM HEIGHT: 25"



MADISON CHAIR CLASSIC

7750-C32

The track arm Madison Chair has comfy boxed T-cushions at both seat and back. The boxed border base reinforces its modern style, especially when capped with wedge feet. This frame design is a great candidate for optional contrast welting to follow its linear contours. As part of our CHOICES program, there are many Madison frame options available: sofas, mid-length sofas, sleepers, loveseats, chairs, chaise lounges and sectionals to create a seating area of any size and shape. Details on other frames will be found behind the CHOICES tab.

dimensions

OUTSIDE: 32" wide x 37" deep x 34" high

INSIDE: 23" wide x 21" deep x 16" high

SEAT HEIGHT: 18"

ARM HEIGHT: 25"

standard features

Track arm with T-cushion or extended track arm with square cushion

Seat cushion: Spring Down, Feathersoft or Hypoallergenic

Memory Down seat cushion available for an additional charge

Back cushion: Blend Down loose boxed, loose knife-edge, semi-attached boxed or semi-attached knife-edge or tight back

Dressmaker 10" skirt or box border at base

Somerset tapered leg or tapered caster leg or wedge foot

Self-welting

*Please refer to the CHOICES section for additional options on this frame style.

COM yardage

10 yards of plain 54" fabric

11 yards for repeat of 2-14"

12 yards for repeat of 15-27"

13 yards for repeat of 28-36"

For larger repeats, please call for yardage requirements.

finish options

Available in 28 standard or premium wood finishes or Benjamin Moore paint colors.

companion pieces

All frames are shown in detail under the CHOICES tab.

as shown

Fabric: AF10210, Straw in neutral from Anna French Linens

Blend Down loose boxed back cushion

Tapered caster leg with Antique Brass caster

Faded Ebony standard wood finish



WESTPORT CHAIR CLASSIC

7752-C32

dimensions

OUTSIDE: 32" wide x 37" deep x 34" high

INSIDE: 20" wide x 21" deep x 16" high

SEAT HEIGHT: 18"

ARM HEIGHT: 23"



WESTPORT CHAIR CLASSIC

7752-C32

The Westport Chair has become a classic style because it's so comfortable for lounging and reading—especially with our standard Spring Down seat cushion for soft support. As part of our CHOICES program, there are many Westport frame options available: sofas, mid-length sofas, sleepers, loveseats, chairs, chaise lounges and sectionals to create a seating area of any size and shape. Details on other frames will be found behind the CHOICES tab.

dimensions

OUTSIDE: 32" wide x 37" deep x 34" high

INSIDE: 20" wide x 21" deep x 16" high

SEAT HEIGHT: 18"

ARM HEIGHT: 23"

standard features

Modified sock arm with T-cushion or extended modified sock arm with square cushion

Seat cushion: Spring Down, Feathersoft or Hypoallergenic

Memory Down seat cushion available for an additional charge

Back cushion: Blend Down loose boxed, loose knife-edge, semi-attached boxed or semi-attached knife-edge or tight back

Dressmaker 10" skirt or any of our eight leg styles

Self-welting

*Please refer to the CHOICES section for additional options on this frame style.

COM yardage

10 yards of plain 54" fabric

11 yards for repeat of 2-14"

12 yards for repeat of 15-27"

13 yards for repeat of 28-36"

For larger repeats, please call for yardage requirements.

finish options

Available in 28 standard or premium wood finishes or Benjamin Moore paint colors.

companion pieces

All frames are shown in detail under the CHOICES tab.

as shown

Fabric: AF10210, Straw in neutral from Anna French Linens

Blend Down loose knife-edge back cushion

Dressmaker 10" skirt



FAIRFAX CHAIR CLASSIC

7754-C31

dimensions

OUTSIDE: 31" wide x 37" deep x 34" high

INSIDE: 21" wide x 21" deep x 16" high

SEAT HEIGHT: 18"

ARM HEIGHT: 22"



FAIRFAX CHAIR CLASSIC

7754-C31

Our Fairfax Classic Chair comes with English arms which are lower in height. As part of our CHOICES program, there are many Fairfax frame options available: sofas, mid-length sofas, sleepers, loveseats, chairs, chaise lounges and sectionals to create a seating area of any size and shape. Details on other frames will be found behind the CHOICES tab.

dimensions

OUTSIDE: 31" wide x 37" deep x 34" high

INSIDE: 21" wide x 21" deep x 16" high

SEAT HEIGHT: 18"

ARM HEIGHT: 22"

standard features

English arm with T-cushion (extended arms are not available)

Seat cushion: Spring Down, Feathersoft or Hypoallergenic

Memory Down seat cushion available for an additional charge

Back cushion: Blend Down loose boxed, loose knife-edge, semi-attached boxed or semi-attached knife-edge or tight back

Dressmaker 10" skirt or any of our eight leg styles

Self-welting

*Please refer to the CHOICES section for additional options on this frame style.

COM yardage

10 yards of plain 54" fabric

11 yards for repeat of 2-14"

12 yards for repeat of 15-27"

13 yards for repeat of 28-36"

For larger repeats, please call for yardage requirements.

finish options

Available in 28 standard or premium wood finishes or Benjamin Moore paint colors.

companion pieces

All frames are shown in detail under the CHOICES tab.

as shown

Fabric: AF10210, Straw in neutral from Anna French Linens

Blend Down loose knife-edge back cushion

Waterfall skirt



HAMILTON CHAIR RELAXED

7757-C35

dimensions

OUTSIDE: 35" wide x 37" deep x 37" high

INSIDE: 21" wide x 22" deep x 18" high

SEAT HEIGHT: 19"

ARM HEIGHT: 24"



HAMILTON CHAIR RELAXED

7757-C35

The tailored Lawson arm with its welted inset panel is the distinguishing feature of the larger-scale Hamilton Chair Relaxed. As part of our CHOICES program, there are many Hamilton frame options available: sofas, mid-length sofas, sleepers, loveseats, chairs, chaise lounges and sectionals to create a seating area of any size and shape. Details on other frames will be found behind the CHOICES tab.

dimensions

OUTSIDE: 35" wide x 37" deep x 37" high

INSIDE: 21" wide x 22" deep x 18" high

SEAT HEIGHT: 19"

ARM HEIGHT: 24"

standard features

Lawson arm with T-cushion or extended Lawson arm with square cushion

Seat cushion: Spring Down, Feathersoft or Hypoallergenic

Memory Down seat cushion available for an additional charge

Back cushion: Blend Down loose boxed, loose knife-edge, semi-attached boxed or semi-attached knife-edge or tight back

Dressmaker 10" skirt or any of our eight leg styles

Self-welting

*Please refer to the CHOICES section for additional options on this frame style.

COM yardage

11 yards of plain 54" fabric

12 yards for repeat of 2-14"

13 yards for repeat of 15-27"

14 yards for repeat of 28-36"

For larger repeats, please call for yardage requirements.

finish options

Available in 28 standard or premium wood finishes or Benjamin Moore paint colors.

companion pieces

All frames are shown in detail under the CHOICES tab.

as shown

Fabric: AF10210, Straw in neutral from Anna French Linens

Blend Down loose boxed back cushion

English caster leg

Light Antique standard wood finish



MADISON CHAIR RELAXED

7751-C33

dimensions

OUTSIDE: 33" wide x 36" deep x 37" high

INSIDE: 23" wide x 22" deep x 18" high

SEAT HEIGHT: 19"

ARM HEIGHT: 25"



MADISON CHAIR RELAXED

7751-C33

This larger-scale Madison Chair with track arms looks very sharp with optional contrast welting that follows its linear contours. The boxed border base complements the modern lines of this frame. As part of our CHOICES program, there are many Madison frame options available: sofas, mid-length sofas, sleepers, loveseats, chairs, chaise lounges and sectionals to create a seating area of any size and shape. Details on other frames will be found behind the CHOICES tab.

dimensions

OUTSIDE: 33" wide x 36" deep x 37" high

INSIDE: 23" wide x 22" deep x 18" high

SEAT HEIGHT: 19"

ARM HEIGHT: 25"

standard features

Track arm with T-cushion or extended track arm with square cushion

Seat cushion: Spring Down, Feathersoft or Hypoallergenic

Memory Down seat cushion available for an additional charge

Back cushion: Blend Down loose boxed, loose knife-edge, semi-attached boxed or semi-attached knife-edge or tight back

Dressmaker 10" skirt or box border at base

Somerset tapered leg or tapered caster leg or wedge foot

Self-welting

*Please refer to the CHOICES section for additional options on this frame style.

COM yardage

11 yards of plain 54" fabric

12 yards for repeat of 2-14"

13 yards for repeat of 15-27"

14 yards for repeat of 28-36"

For larger repeats, please call for yardage requirements.

finish options

Available in 28 standard or premium wood finishes or Benjamin Moore paint colors.

companion pieces

All frames are shown in detail under the CHOICES tab.

as shown

Fabric: AF10210, Straw in neutral from Anna French Linens

Blend Down loose boxed back cushion

Tapered caster leg with Antique Brass caster

Faded Ebony standard wood finish



WESTPORT CHAIR RELAXED

7753-C35

dimensions

OUTSIDE: 35" wide x 36" deep x 37" high

INSIDE: 21" wide x 22" deep x 18" high

SEAT HEIGHT: 19"

ARM HEIGHT: 24"



WESTPORT CHAIR RELAXED

7753-C35

The larger-scale Westport Chair Relaxed is roomy, perfect for lounging. As part of our CHOICES program, there are many Westport frame options available: sofas, mid-length sofas, sleepers, loveseats, chairs, chaise lounges and sectionals to create a seating area of any size and shape. Details on other frames will be found behind the CHOICES tab.

dimensions

OUTSIDE: 35" wide x 36" deep x 37" high

INSIDE: 21" wide x 22" deep x 18" high

SEAT HEIGHT: 19"

ARM HEIGHT: 24"

standard features

Modified sock arm with T-cushion or extended modified sock arm with square cushion

Seat cushion: Spring Down, Feathersoft or Hypoallergenic

Memory Down seat cushion available for an additional charge

Back cushion: Blend Down loose boxed, loose knife-edge, semi-attached boxed or semi-attached knife-edge or tight back

Dressmaker 10" skirt or any of our eight leg styles

Self-welting

*Please refer to the CHOICES section for additional options on this frame style.

COM yardage

11 yards of plain 54" fabric

12 yards for repeat of 2-14"

13 yards for repeat of 15-27"

14 yards for repeat of 28-36"

For larger repeats, please call for yardage requirements.

finish options

Available in 28 standard or premium wood finishes or Benjamin Moore paint colors.

companion pieces

All frames are shown in detail under the CHOICES tab.

as shown

Fabric: AF10210, Straw in neutral from Anna French Linens

Blend Down loose knife-edge back cushion

Dressmaker 10" skirt



FAIRFAX CHAIR RELAXED

7755-C33

dimensions

OUTSIDE: 33" wide x 37" deep x 37" high

INSIDE: 21" wide x 22" deep x 18" high

SEAT HEIGHT: 19"

ARM HEIGHT: 23"



FAIRFAX CHAIR RELAXED

7755-C33

Our Fairfax Relaxed Chair has comfy English arms, great for reading and relaxing. The larger proportions of this chair make it ideal for taller people. As part of our CHOICES program, there are many Fairfax frame options available: sofas, mid-length sofas, sleepers, loveseats, chairs, chaise lounges and sectionals to create a seating area of any size and shape. Details on other frames will be found behind the CHOICES tab.

dimensions

OUTSIDE: 33" wide x 37" deep x 37" high

INSIDE: 21" wide x 22" deep x 18" high

SEAT HEIGHT: 19"

ARM HEIGHT: 23"

standard features

English arm with T-cushion (extended arms are not available)

Seat cushion: Spring Down, Feathersoft or Hypoallergenic

Memory Down seat cushion available for an additional charge

Back cushion: Blend Down loose boxed, loose knife-edge, semi-attached boxed or semi-attached knife-edge or tight back

Dressmaker 10" skirt or any of our eight leg styles

Self-welting

*Please refer to the CHOICES section for additional options on this frame style.

COM yardage

11 yards of plain 54" fabric

12 yards for repeat of 2-14"

13 yards for repeat of 15-27"

14 yards for repeat of 28-36"

For larger repeats, please call for yardage requirements.

finish options

Available in 28 standard or premium wood finishes or

Benjamin Moore paint colors.

companion pieces

All frames are shown in detail under the CHOICES tab.

as shown

Fabric: AF10210, Straw in neutral from Anna French Linens

Blend Down loose knife-edge back cushion

Waterfall skirt



SUMMIT WING CHAIR

7727-C34

dimensions

OUTSIDE: 34" wide x 35" deep x 44" high

INSIDE: 23" wide x 21" deep x 25" high

SEAT HEIGHT: 21"

ARM HEIGHT: 25"



SUMMIT WING CHAIR

7727-C34

The Summit Wing Chair has a lovely side profile, with a curvaceous wing descending into a scrolled arm. This style of arm is typical of New England furniture makers in the Federal era. The Summit Wing Chair has been updated with a comfortable seat cushion and the scale of this frame makes it quite versatile. Fabric choices will add even more personality to make this wing chair look stylish and traditional, casual and cottage, or fresh and Euro-classic.

dimensions

OUTSIDE: 34" wide x 35" deep x 44" high

INSIDE: 23" wide x 21" deep x 25" high

SEAT HEIGHT: 21"

ARM HEIGHT: 25"

standard features

Spring Down loose seat cushion

Tight back

Self-welting

Turned legs

COM yardage

9 yards of plain 54" fabric

10 yards for repeat of 2-14"

11 yards for repeat of 15-27"

12 yards for repeat of 28-36"

For larger repeats, please call for yardage requirements.

finish options

Available in 28 standard or premium wood finishes or

Benjamin Moore paint colors.

as shown

Fabric: W75369, Bravado Ikat in beige from Teahouse Wovens

Faded Ebony standard wood finish



ANDOVER WING CHAIR

7726-C29

dimensions

OUTSIDE: 29" wide x 37" deep x 41" high

INSIDE: 22" wide x 20" deep x 21" high

SEAT HEIGHT: 21"

ARM HEIGHT: 26"



ANDOVER WING CHAIR

7726-C29

Tradition with a twist inspired the clean track arm styling of the Andover Wing Chair. This versatile chair will add a handsome note of comfort to any room or office setting. Style it up with optional contrast welting, decorative cording or nail head trim.

dimensions

OUTSIDE: 29" wide x 37" deep x 41" high

INSIDE: 22" wide x 20" deep x 21" high

SEAT HEIGHT: 21"

ARM HEIGHT: 26"

standard features

Spring Down loose seat cushion

Tight back

Self-welting

Tapered leg with ferrules (no casters)

COM yardage

9 yards of plain 54" fabric

10 yards for repeat of 2-14"

11 yards for repeat of 15-27"

12 yards for repeat of 28-36"

For larger repeats, please call for yardage requirements.

finish options

Available in 28 standard or premium wood finishes or Benjamin Moore paint colors.

companion pieces

Deerfield Ottoman 7766-M26

as shown


Fabric: W79212, Huntley Herringbone in sky blue from

Avalon Wovens with contrast welting in W65417,

Strathmore Linen in snowflake from Essential Linens

Polished Nickel ferrules

Black Lacquer premium painted wood finish



PRINCETON WING CHAIR

7725-C33

dimensions

OUTSIDE: 33" wide x 34" deep x 44" high

INSIDE: 21" wide x 21" deep x 24" high

SEAT HEIGHT: 21"

ARM HEIGHT: 26"



PRINCETON WING CHAIR

7725-C33

Here is a wing chair styled for the 21st century with flared and squared wings and arms. With its strong architectural lines, the Princeton Wing Chair makes an impressive design statement in a living room, family room or library. This frame is perfect for showcasing a great fabric pattern or large-scale design.

dimensions

OUTSIDE: 33" wide x 34" deep x 44" high

INSIDE: 21" wide x 21" deep x 24" high

SEAT HEIGHT: 21"

ARM HEIGHT: 26"

standard features

Spring Down loose seat cushion

Tight back

Self-welting

Tapered leg with ferrules (no casters)

COM yardage

9 yards of plain 54" fabric

10 yards for repeat of 2-14"

11 yards for repeat of 15-27"

12 yards for repeat of 28-36"

For larger repeats, please call for yardage requirements.

finish options

Available in 28 standard or premium wood finishes or Benjamin Moore paint colors.

companion pieces

Pembroke Ottoman 7768-M26

as shown

Fabric: W74024, Yarmouth in beige from River Road Wovens

Optional nail head trim: French Natural #9 placed
head-to-head on outside and base

Antique Brass ferrules

Dark Walnut standard wood finish



MONTEREY WING CHAIR

7728-C33

dimensions

OUTSIDE: 33" wide x 36" deep x 42" high

INSIDE: 22" wide x 23" deep x 24" high

SEAT HEIGHT: 21"

ARM HEIGHT: 24"



MONTEREY WING CHAIR

7728-C33

The Monterey Chair features wings with dramatic flair. The arms look very *au courant* with their squared off profile. This wing chair can be a quiet classic in solid linen or a knockout in a large-scale jacquard or bold print fabric design.

dimensions

OUTSIDE: 33" wide x 36" deep x 42" high

INSIDE: 22" wide x 23" deep x 24" high

SEAT HEIGHT: 21"

ARM HEIGHT: 24"

standard features

Spring Down loose seat cushion

Tight back

Self-welting

Tapered wood legs

One 10" x 17" feather/down lumbar pillow

COM yardage

9 yards of plain 54" fabric

10 yards for repeat of 2-14"

11 yards for repeat of 15-27"

12 yards for repeat of 28-36"

For larger repeats, please call for yardage requirements.

finish options

Available in 28 standard or premium wood finishes or Benjamin Moore paint colors.

companion pieces

Cambria Ottoman 7767-M27

as shown

Fabric: AF10214, Oatmeal in neutral from Anna French Linens

Optional nail head trim: Old Gold #9 placed every other one
at base and outlining back and arms

Faded Ebony standard wood finish



DARTMOUTH WING CHAIR

7729-C36

dimensions

OUTSIDE: 36" wide x 33" deep x 46" high

INSIDE: 22" wide x 20" deep x 28" high

SEAT HEIGHT: 20"

ARM HEIGHT: 27"



DARTMOUTH WING CHAIR

7729-C36

Graceful serpentine lines are the hallmark of the Dartmouth Wing Chair. Its accommodating interior and high back makes it especially comfortable even for taller people. This wing chair shows off handsome fabrics and large patterns to great advantage.

dimensions

OUTSIDE: 36" wide x 33" deep x 46" high

INSIDE: 22" wide x 20" deep x 28" high

SEAT HEIGHT: 20"

ARM HEIGHT: 27"

standard features

Spring Down loose seat cushion

Tight back

Self-welting

Turned legs

COM yardage

9 yards of plain 54" fabric

10 yards for repeat of 2-14"

11 yards for repeat of 15-27"

12 yards for repeat of 28-36"

For larger repeats, please call for yardage requirements.

finish options

Available in 28 standard or premium wood finishes or

Benjamin Moore paint colors.

as shown

Fabric: F9162, Bridgewater Damask in beige from Serendipity

Optional nail head trim: Silver #9 placed head-to-head at base
and outlining back and arms

Faded Ebony standard wood finish



NEWPORT WING CHAIR

7720-C31

dimensions

OUTSIDE: 31" wide x 37" deep x 40" high

INSIDE: 21" wide x 24" deep x 21" high

SEAT HEIGHT: 19"

ARM HEIGHT: 24"



NEWPORT WING CHAIR

7720-C31

You'll appreciate the elegant lines of the Newport Wing Chair with its high back and comfortable English arms. This traditional frame is accented with just enough tufting for visual effect while still being soft and supportive. This is an extremely comfortable chair for relaxing and watching TV.

dimensions

OUTSIDE: 31" wide x 37" deep x 40" high

INSIDE: 21" wide x 24" deep x 21" high

SEAT HEIGHT: 19"

ARM HEIGHT: 24"

standard features

Spring Down seat cushion

Diamond tufted back

Self-welting

Turned legs with casters and ferrules

No skirt option

COM yardage

12 yards of plain 54" fabric

13.5 yards for repeat of 2-14"

15 yards for repeat of 15-27"

16.5 yards for repeat of 28-36"

For larger repeats, please call for yardage requirements.

finish options

Available in 28 standard or premium wood finishes or Benjamin Moore paint colors.

as shown

Fabric: W89089, Tidewater Velvet in khaki from Tidewater Prints

Polished Nickel casters and ferrules

Sable premium painted finish



SALEM WING CHAIR

7730-C30

dimensions

OUTSIDE: 30" wide x 36" deep x 41" high

INSIDE: 24" wide x 21" deep x 23" high

SEAT HEIGHT: 18"

ARM HEIGHT: 24"



SALEM WING CHAIR

7730-C30

The Salem Wing Chair nods to English tradition with distinctive Jacobean legs and stretchers. The sloping squared arms create a handsome profile in a classic chair for today. The Salem Chair has a slimmer width frame which is well-suited for use in family rooms, libraries and home offices.

dimensions

OUTSIDE: 30" wide x 36" deep x 41" high

INSIDE: 24" wide x 21" deep x 23" high

SEAT HEIGHT: 18"

ARM HEIGHT: 24"

standard features

Spring Down loose seat cushion

Tight back

Self-welting

Turned legs

COM yardage

9 yards of plain 54" fabric

10 yards for repeat of 2-14"

11 yards for repeat of 15-27"

12 yards for repeat of 28-36"

For larger repeats, please call for yardage requirements.

finish options

Available in 28 standard or premium wood finishes or Benjamin Moore paint colors.

companion pieces

Salem Ottoman 7730-M27

as shown

Fabric: W78036, Bandonese in beige from Cypress Wovens

Optional nail head trim: Old Gold #37 with 1" spacing,
placed at base and outlining back and arms

Vintage Brown standard wood finish

