



THIBAUT

FINE FURNITURE

SOFAS &
SETTEES

THIBAUT

FINE FURNITURE

MONTCLAIR SETTEE: W79237, Spring Velvet in celery with
Ash premium finish. Wallpaper: T5054, Hakka Grass.



BRIGHTON SOFA

7709-S91

dimensions

OUTSIDE: 91" wide x 34" deep x 36" high

INSIDE: 79" wide x 24" deep x 19" high

SEAT HEIGHT: 20"

ARM HEIGHT: 24"



BRIGHTON SOFA

7709-S91

High style marries great comfort in the delightful Brighton Sofa. Based on an antique frame, this sofa has been updated with flared arms, a shaped back and fashionable bamboo-style legs. The Brighton Sofa makes a design statement with its broad stance and strong lines. This frame can carry a dramatic fabric or a graphic print with great flair.

dimensions

OUTSIDE: 91" wide x 34" deep x 36" high

INSIDE: 79" wide x 24" deep x 19" high

SEAT HEIGHT: 20"

ARM HEIGHT: 24"

standard features

Spring Down seat cushions

Tight back

Self-welting

Carved bamboo-style legs

Two 19" pillows plus one 12" x 27" lumbar pillow, all feather/down

COM yardage

19 yards of plain 54" fabric

21.5 yards for repeat of 2-14"

24 yards for repeat of 15-27"

26.5 yards for repeat of 28-36"

For larger repeats, please call for yardage requirements.

finish options

Available in 28 standard or premium wood finishes or Benjamin Moore paint colors.

as shown

Fabric: W74508, Jute Weave in cream from

Woven Resource-Textures 1

Faded Ebony standard wood finish



GRAMERCY SOFA

7712-S82

dimensions

OUTSIDE: 82" wide x 36" deep x 38" high

INSIDE: 76" wide x 24" deep x 18" high

SEAT HEIGHT: 21"

ARM HEIGHT: 26"



GRAMERCY SOFA

7712-S82

This urbane sofa is anchored by a wood base that highlights its clean lines, frame color and finish. The tight back and deep seats give the Gramercy Sofa a sophisticated look and add a high comfort factor. This sofa will complement modern chairs and eclectic decor. The frame can carry strong geometric patterns or graphic prints, in addition to enhancing more sedate solid textures.

dimensions

OUTSIDE: 82" wide x 36" deep x 38" high

INSIDE: 76" wide x 24" deep x 18" high

SEAT HEIGHT: 21"

ARM HEIGHT: 26"

standard features

Spring Down seat cushions

Tight back

Self-welting

Wood base and legs

Two 19" pillows plus one 12" x 36" lumbar pillow, all feather/down

COM yardage

18 yards of plain 54" fabric

20 yards for repeat of 2-14"

22 yards for repeat of 15-27"

24 yards for repeat of 28-36"

For larger repeats, please call for yardage requirements.

finish options

Available in 28 standard or premium wood finishes or

Benjamin Moore paint colors.

as shown

Fabric: AF10142, Sack in neutral from Anna French Linens

Dark Walnut standard wood finish



KENDALL SOFA

7708-S78

dimensions

OUTSIDE: 78" wide x 36" deep x 34" high

INSIDE: 59" wide x 23" deep x 18" high

SEAT HEIGHT: 19"

ARM HEIGHT: 29"



KENDALL SOFA

7708-S78

The Kendall Sofa has an elegant shape with a diamond-tufted back and tight seat. With its comfortable arms and updated styling, the Kendall sofa makes a great focal point in any room. Medium-weight fabrics that are not too heavy or chunky work best with the ins and outs of tufting.

dimensions

OUTSIDE: 78" wide x 36" deep x 34" high

INSIDE: 59" wide x 23" deep x 18" high

SEAT HEIGHT: 19"

ARM HEIGHT: 29"

standard features

Tight seat cushion

Diamond tufted back

Self-welting

No skirt option

Turned leg with caster and ferrule

Two 19" feather/down pillows

COM yardage

14 yards of plain 54" fabric

16 yards for repeat of 2-14"

17 yards for repeat of 15-27"

19 yards for repeat of 28-36"

For larger repeats, please call for yardage requirements.

finish options

Available in 28 standard or premium wood finishes or

Benjamin Moore paint colors.

as shown


Fabric: W81173, Cabo Cotton in pearl from Waterlily Prints

Optional nail head trim: Bronze Renaissance #9

with 1" spacing placed above welt at base

Antique Brass casters and ferrules

Dark Walnut standard wood finish



FAIRHAVEN SOFA

7710-S77

dimensions

OUTSIDE: 77" wide x 40" deep x 38" high

INSIDE: 65" wide x 26" deep x 19" high

SEAT HEIGHT: 21"

ARM HEIGHT: 26"



FAIRHAVEN SOFA

7710-S77

This crescent-shaped mid-length sofa is perfect for conversation! Consider using two Fairhaven Sofas, facing one another, across a coffee table. This sofa is just right for a mid-scale room—and more spacious than a loveseat. The Fairhaven Sofa looks stylish in dressy textures such as velvets, faux suedes, large-scale damasks and fabrics with lustrous weave effects.

dimensions

OUTSIDE: 77" wide x 40" deep x 38" high

INSIDE: 65" wide x 26" deep x 19" high

SEAT HEIGHT: 21"

ARM HEIGHT: 26"

standard features

Feathersoft seat cushion

Tight back

Dressmaker 10" skirt

Two 21" pillows plus one 12" x 27" lumbar pillow, all feather/down

COM yardage

19 yards of plain 54" fabric

21.5 yards for repeat of 2-14"

24 yards for repeat of 15-27"

26.5 yards for repeat of 28-36"

For larger repeats, please call for yardage requirements.

finish options

Available in 28 standard or premium wood finishes or Benjamin Moore paint colors.

as shown

Fabric: W89089, Tidewater Velvet in Khaki from Tidewater Prints

Decorative 1.75" band of contrast fabric at base of skirt from W98693, Anafi in cream from Shangri-La Wovens



SOMERSET SOFA

7701-S82

dimensions

OUTSIDE: 82" wide x 35" deep x 38" high

INSIDE: 74" wide x 21" deep x 18" high

SEAT HEIGHT: 20"

ARM HEIGHT: 24"



SOMERSET SOFA

7701-S82

The Somerset Sofa, with its sculptured arms has a transitional frame that complements many styles of fabric. The two-over-two cushions create a luxurious sitting experience that enhances conversation. This is an unfussy sofa that doesn't sacrifice comfort for style.

dimensions

OUTSIDE: 82" wide x 35" deep x 38" high

INSIDE: 74" wide x 21" deep x 18" high

SEAT HEIGHT: 20"

ARM HEIGHT: 24"

standard features

Spring Down seat cushions

Loose Blend Down boxed-back cushions

Saddle-stitching on cushions and arms

Self-welting at base of frame

No skirt option

Two 19" feather/down pillows

COM yardage

18 yards of plain 54" fabric

20 yards for repeat of 2-14"

22 yards for repeat of 15-27"

24 yards for repeat of 28-36"

For larger repeats, please call for yardage requirements.

finish options

Available in 28 standard or premium wood finishes or

Benjamin Moore paint colors.


companion pieces

Somerset Chair 7701-C32

as shown

Fabric: AF10145, Dyed Sack in oatmeal from Anna French Linens

Light Antique standard wood finish



WESTWOOD SOFA

7702-S82

dimensions

OUTSIDE: 82" wide x 35" deep x 39" high

INSIDE: 74" wide x 21" deep x 18" high

SEAT HEIGHT: 20"

ARM HEIGHT: 26"



WESTWOOD SOFA

7702-S82

The sculptural lines of the Westwood Sofa offer style and grace in a transitional frame. Three loose back cushions over three seat cushions insure plush comfort. Optional nail head trim has been added to emphasize the curves and contours of this perfectly proportioned frame.

dimensions

OUTSIDE: 82" wide x 35" deep x 39" high

INSIDE: 74" wide x 21" deep x 18" high

SEAT HEIGHT: 20"

ARM HEIGHT: 26"

standard features

Spring Down seat cushions

Saddle-stitching on cushions

Loose Blend Down boxed-back cushions

No skirt option

Two 19" feather/down pillows

COM yardage

18 yards of plain 54" fabric

20 yards for repeat of 2-14"

22 yards for repeat of 15-27"

24 yards for repeat of 28-36"

For larger repeats, please call for yardage requirements.

finish options

Available in 28 standard or premium wood finishes or Benjamin Moore paint colors.

companion pieces

Westwood Chair 7702-C32

as shown

Fabric: AF10208, Rye in neutral from Anna French Linens

Optional nail head trim: Brushed Nickel #9

Faded Ebony standard wood finish



BERKELEY SOFA

7703-S82

dimensions

OUTSIDE: 82" wide x 35" deep x 39" high

INSIDE: 74" wide x 21" deep x 18" high

SEAT HEIGHT: 20"

ARM HEIGHT: 26"



BERKELEY SOFA

7703-S82

The Berkeley Sofa has the perfect frame to showcase a great fabric. The slope arms of this transitional sofa can be accented with welting or with optional nail head trim. The cushions feature sleek saddle-stitching, and the waterfall skirt can be trimmed with banding or braid for a dressmaker detail.

dimensions

OUTSIDE: 82" wide x 35" deep x 39" high

INSIDE: 74" wide x 21" deep x 18" high

SEAT HEIGHT: 20"

ARM HEIGHT: 26"

standard features

Spring Down seat cushions

Saddle-stitching on cushions

Loose Blend Down boxed-back cushions

Self-welting on arms

Waterfall skirt only

Two 19" feather/down pillows

COM yardage

23 yards of plain 54" fabric

26 yards for repeat of 2-14"

29 yards for repeat of 15-27"

32 yards for repeat of 28-36"

For larger repeats, please call for yardage requirements.

companion pieces

Westwood Chair 7702-C32

as shown

Fabric: AF10208, Rye in neutral from Anna French Linens



THIBAUT

SUTTON SOFA

7711-S75

dimensions

OUTSIDE: 75" wide x 35" deep x 36" high

INSIDE: 65" wide x 23" deep x 18" high

SEAT HEIGHT: 20"

ARM HEIGHT: 26"



SUTTON SOFA

7711-S75

With its tight back, bench seat and graceful flared arms, the Sutton Sofa will make quite the impression. The sleek design will show off many fabrics to their full advantage. The refined scale of the Sutton Sofa makes it a great choice for living rooms, bedrooms or libraries.

dimensions

OUTSIDE: 75" wide x 35" deep x 36" high

INSIDE: 65" wide x 23" deep x 18" high

SEAT HEIGHT: 20"

ARM HEIGHT: 26"

standard features

Feathersoft bench seat cushion

Tight back

Self-welting

Waterfall skirt or Dressmaker 10" skirt or tapered wood legs with casters and ferrules

Two 19" pillows plus one 13" x 30" lumbar pillow, all feather/down

COM yardage

16 yards of plain 54" fabric

18 yards for repeat of 2-14"

20 yards for repeat of 15-27"

22 yards for repeat of 28-36"

*Add 2 yards to above measurements for skirted options.

For larger repeats, please call for yardage requirements.

finish options

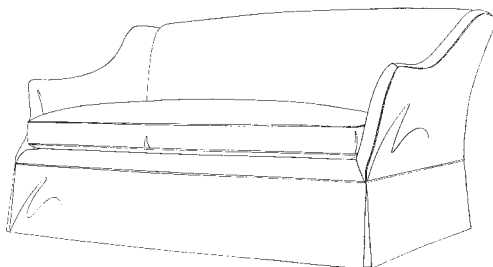
Available in 28 standard or premium wood finishes or Benjamin Moore paint colors.

as shown

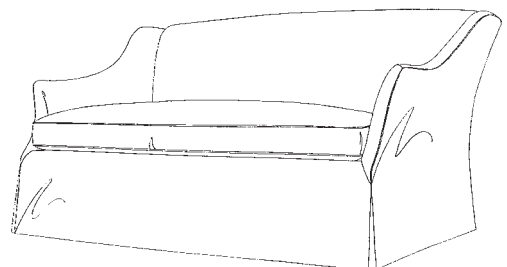
Fabric: AF10211, Thatch in neutral from Anna French Linens

Antique Brass casters and ferrules

Faded Ebony standard wood finish



*Shown with Dressmaker 10" skirt**



*Shown with Waterfall skirt**

SHELTON SOFA

7713-S85

dimensions

OUTSIDE: 85" wide x 40" deep x 37" high

INSIDE: 76" wide x 23" deep x 15" high

SEAT HEIGHT: 22"

ARM HEIGHT: 35"



SHELTON SOFA

7713-S85

High sheltering arms create a luxurious hideaway within the Shelton Sofa. The single bench seat cushion makes this sofa ideal for lounging and napping. Add a band of contrasting fabric, tape or braid for a custom detail on the long expanse of skirt.

dimensions

OUTSIDE: 85" wide x 40" deep x 37" high

INSIDE: 76" wide x 23" deep x 15" high

SEAT HEIGHT: 22"

ARM HEIGHT: 35"

standard features

Feathersoft bench seat cushion

Loose Blend Down boxed-back cushions

Self-welting

Dressmaker 10" skirt

Two 19" pillows plus one 12" x 25" lumbar pillow, all feather/down

COM yardage

24 yards of plain 54" fabric

27 yards for repeat of 2-14"

30 yards for repeat of 15-27"

33 yards for repeat of 28-36"

For larger repeats, please call for yardage requirements.

as shown

Fabric: AF10142, Sack in neutral from Anna French Linens.

Decorative 1.75" band of contrast fabric at base of skirt from

W98693, Anafi in cream from Shangri-La Wovens

Optional nail head trim: Bronze Renaissance #9 placed

head-to-head around arms and back



CHATHAM SOFA

7706-S87

dimensions

OUTSIDE: 87" wide x 41" deep x 35" high

INSIDE: 74" wide x 24" deep x 18" high

SEAT HEIGHT: 21"

ARM HEIGHT: 24"



CHATHAM SOFA

7706-S87

This English arm sofa with its tight back and crowned shaping creates a distinctive profile when viewed from any angle. The scale and proportions of the Chatham Sofa are just right, whether adorned in a formal fabric for the living room or a casual cover for the family room.

dimensions

OUTSIDE: 87" wide x 41" deep x 35" high

INSIDE: 74" wide x 24" deep x 18" high

SEAT HEIGHT: 21"

ARM HEIGHT: 24"

standard features

Spring Down seat cushions

Tight back and dropped side rail

Self-welting

Turned legs with casters and ferrules

No skirt option

Three 21" feather/down pillows

COM yardage

23 yards of plain 54" fabric

26 yards for repeat of 2-14"

29 yards for repeat of 15-27"

32 yards for repeat of 28-36"

For larger repeats, please call for yardage requirements.

finish options

Available in 28 standard or premium wood finishes or

Benjamin Moore paint colors.

companion pieces

Chatham Chair 7706-C36 and Brookline Ottoman 7763-M30

as shown

Fabric: W81180, Cabo Cotton in glacier from Waterlily Prints

Polished Nickel casters and ferrules

Faded Ebony standard wood finish



MAXWELL SOFA

7707-S87

dimensions

OUTSIDE: 87" wide x 41" deep x 36" high

INSIDE: 74" wide x 24" deep x 17" high

SEAT HEIGHT: 19"

ARM HEIGHT: 24"



MAXWELL SOFA

7707-S87

The Maxwell Sofa will add a refined note of English country tradition to a room's decor. Dress it up or dress it down with a fabric you love. This English arm sofa has a comfortable depth with room to spread out. The Maxwell Sofa is just the right scale for most family rooms, living rooms and media rooms.

dimensions

OUTSIDE: 87" wide x 41" deep x 36" high

INSIDE: 74" wide x 24" deep x 17" high

SEAT HEIGHT: 19"

ARM HEIGHT: 24"

standard features

Spring Down seat cushions

Loose Blend Down boxed-back cushions

Self-welting

Turned legs with casters and ferrules

No skirt option

Two 21" feather/down pillows

COM yardage

23 yards of plain 54" fabric

26 yards for repeat of 2-14"

29 yards for repeat of 15-27"

32 yards for repeat of 28-36"

For larger repeats, please call for yardage requirements.

finish options

Available in 28 standard or premium wood finishes or

Benjamin Moore paint colors.

companion pieces

Brookline Ottoman 7763-M30

as shown

Fabric: W71814, Nadia Trellis in straw from Residence Wovens

Antique Brass casters and ferrules

Vintage Brown standard wood finish



BELVEDERE SOFA

7704-S91

dimensions

OUTSIDE: 91" wide x 44" deep x 39" high

INSIDE: 74" wide x 26" deep x 21" high

SEAT HEIGHT: 22"

ARM HEIGHT: 26"



BELVEDERE SOFA

7704-S91

The Belvedere Sofa is super long and deep—making it the perfect sofa for stretching out or napping. The Feathersoft cushions are extra cushy for extra comfort. Select a fabric with a soft hand to increase the comfort factor even further. The classic sock arms are just the right height to accommodate a pillow for lounging. A waterfall skirt may be added for an upcharge.

dimensions

OUTSIDE: 91" wide x 44" deep x 39" high

INSIDE: 74" wide x 26" deep x 21" high

SEAT HEIGHT: 22"

ARM HEIGHT: 26"

standard features

Feathersoft seat cushions

Loose Blend Down knife-edge back cushions

Self-welting on cushions, arms and at base

Turned legs with casters and ferrules

Four 19" feather/down pillows

COM yardage

22 yards of plain 54" fabric

25 yards for repeat of 2-14"

28 yards for repeat of 15-27"

31 yards for repeat of 28-36"

For larger repeats, please call for yardage requirements.

finish options

Available in 28 standard or premium wood finishes or

Benjamin Moore paint colors.

as shown

Fabric: W79214, Huntley Herringbone in cream
from Avalon Wovens

Antique Brass casters and ferrules

Faded Ebony standard wood finish



HAMPTON SOFA

7705-S88

dimensions

OUTSIDE: 88" wide x 44" deep x 36" high

INSIDE: 74" wide x 26" deep x 19" high

SEAT HEIGHT: 21"

ARM HEIGHT: 25"



HAMPTON SOFA

7705-S88

The classic English arm Hampton Sofa has been updated with a slimmer arm and a graceful waterfall skirt. The frame is extra deep and the Feathersoft seat cushions are extra comfy to make it perfect for lounging and family time. The Hampton Sofa is a great choice for family rooms, great rooms and media rooms.

dimensions

OUTSIDE: 88" wide x 44" deep x 36" high

INSIDE: 74" wide x 26" deep x 19" high

SEAT HEIGHT: 21"

ARM HEIGHT: 25"

standard features

Feathersoft seat cushions

Loose Blend Down boxed-back cushions

Self-welting on cushions

Waterfall skirt only

Two 19" feather/down pillows

COM yardage

24 yards of plain 54" fabric

27 yards for repeat of 2-14"

30 yards for repeat of 15-27"

33 yards for repeat of 28-36"

For larger repeats, please call for yardage requirements.

companion pieces

Hampton Chair 7705-C38 and Southampton Ottoman 7762-M32

as shown

Fabric: W79209, Huntley Herringbone in apple from

Avalon Wovens with contrast welting in W65429,

Strathmore Linen in oatmeal from Essential Linens



HAMILTON SOFA CLASSIC

7756-S83

dimensions

OUTSIDE: 83" wide x 37" deep x 35" high

INSIDE: 69" wide x 21" deep x 17" high

SEAT HEIGHT: 18"

ARM HEIGHT: 24"



HAMILTON SOFA CLASSIC

7756-S83

The Hamilton Sofa features a classic Lawson arm with an inset panel that highlights great tailoring. As part of our CHOICES program, there are many Hamilton frame options available: sofas, mid-length sofas, sleepers, loveseats, chairs, chaise lounges and sectionals to create a seating area of any size and shape. Details on other frames will be found behind the CHOICES tab.

dimensions

OUTSIDE: 83" wide x 37" deep x 35" high

INSIDE: 69" wide x 21" deep x 17" high

SEAT HEIGHT: 18"

ARM HEIGHT: 24"

standard features

Lawson arm with T-cushions or extended Lawson arm with square cushions

Seat cushions: Spring Down, Feathersoft or Hypoallergenic

Memory Down seat cushion available for an additional charge

Back cushions: Blend Down loose boxed, loose knife-edge, semi-attached boxed or semi-attached knife-edge or tight back

Two 19" feather/down pillows

Dressmaker 10" skirt or any of our eight leg styles

Self-welting

*Please refer to the CHOICES section for additional options on this frame style.

COM yardage

20 yards of plain 54" fabric

22.5 yards for repeat of 2-14"

25 yards for repeat of 15-27"

27.5 yards for repeat of 28-36"

For larger repeats, please call for yardage requirements.

finish options

Available in 28 standard or premium wood finishes or Benjamin Moore paint colors.

companion pieces

All frames are shown in detail under the CHOICES tab.

as shown

Fabric: AF10210, Straw in neutral from Anna French Linens

Blend Down loose boxed back cushions

English caster leg

Light Antique standard wood finish



WESTPORT SOFA CLASSIC

7752-S83

dimensions

OUTSIDE: 83" wide x 37" deep x 35" high

INSIDE: 69" wide x 21" deep x 17" high

SEAT HEIGHT: 18"

ARM HEIGHT: 24"



WESTPORT SOFA CLASSIC

7752-S83

The Westport Sofa is a classic traditional style that is especially comfortable for lounging and reading. As part of our CHOICES program, there are many Westport frame options available: sofas, mid-length sofas, sleepers, loveseats, chairs, chaise lounges and sectionals to create a seating area of any size and shape. Details on other frames will be found behind the CHOICES tab.

dimensions

OUTSIDE: 83" wide x 37" deep x 35" high

INSIDE: 69" wide x 21" deep x 17" high

SEAT HEIGHT: 18"

ARM HEIGHT: 24"

standard features

Modified sock arm with T-cushions or extended modified sock arm with square cushions

Seat cushions: Spring Down, Feathersoft or Hypoallergenic

Memory Down seat cushion available for an additional charge

Back cushions: Blend Down loose boxed, loose knife-edge, semi-attached boxed or semi-attached knife-edge or tight back

Two 19" feather/down pillows

Dressmaker 10" skirt or any of our eight leg styles

Self-welting

*Please refer to the CHOICES section for additional options on this frame style.

COM yardage

20 yards of plain 54" fabric

22.5 yards for repeat of 2-14"

25 yards for repeat of 15-27"

27.5 yards for repeat of 28-36"

For larger repeats, please call for yardage requirements.

finish options

Available in 28 standard or premium wood finishes or Benjamin Moore paint colors.

companion pieces

All frames are shown in detail under the CHOICES tab.

as shown

Fabric: AF10210, Straw in neutral from Anna French Linens

Blend Down loose knife-edge back cushions

Dressmaker 10" skirt



MADISON SOFA CLASSIC

7750-S78

dimensions

OUTSIDE: 78" wide x 37" deep x 35" high

INSIDE: 69" wide x 21" deep x 17" high

SEAT HEIGHT: 18"

ARM HEIGHT: 25"



MADISON SOFA CLASSIC

7750-S78

The track arm Madison Sofa has comfy boxed T-cushions at both seat and back. The boxed border base reinforces its modern style, especially when capped with wedge feet. This frame design is a great candidate for optional contrast welting to follow its linear contours. As part of our CHOICES program, there are many Madison frame options available: sofas, mid-length sofas, sleepers, loveseats, chairs, chaise lounges and sectionals to create a seating area of any size and shape. Details on other frames will be found behind the CHOICES tab.

dimensions

OUTSIDE: 78" wide x 37" deep x 35" high

INSIDE: 69" wide x 21" deep x 17" high

SEAT HEIGHT: 18"

ARM HEIGHT: 25"

standard features

Track arm with T-cushions or extended track arm with square cushions

Seat cushions: Spring Down, Feathersoft or Hypoallergenic

Memory Down seat cushion available for an additional charge

Back cushions: Blend Down loose boxed, loose knife-edge, semi-attached boxed or semi-attached knife-edge or tight back

Dressmaker 10" skirt or box border at base

Two 19" feather/down pillows

Somerset tapered leg or tapered caster leg or wedge foot

Self-welting

*Please refer to the CHOICES section for additional options on this frame style.

COM yardage

20 yards of plain 54" fabric

22.5 yards for repeat of 2-14"

25 yards for repeat of 15-27"

27.5 yards for repeat of 28-36"

For larger repeats, please call for yardage requirements.

finish options

Available in 28 standard or premium wood finishes or Benjamin Moore paint colors.

companion pieces

All frames are shown in detail under the CHOICES tab.

as shown

Fabric: AF10210, Straw in neutral from Anna French Linens

Blend Down loose boxed back cushions

Tapered caster leg with Antique Brass casters

Faded Ebony standard wood finish



FAIRFAX SOFA CLASSIC

7754-S81

dimensions

OUTSIDE: 81" wide x 37" deep x 35" high

INSIDE: 71" wide x 21" deep x 17" high

SEAT HEIGHT: 18"

ARM HEIGHT: 23"



FAIRFAX SOFA CLASSIC

7754-S81

The Fairfax Classic Sofa has English arms which are lower in height than other styles. As part of our CHOICES program, there are many Fairfax frame options available: sofas, mid-length sofas, sleepers, loveseats, chairs, chaise lounges and sectionals to create a seating area of any size and shape. Details on other frames will be found behind the CHOICES tab.

dimensions

OUTSIDE: 81" wide x 37" deep x 35" high

INSIDE: 71" wide x 21" deep x 17" high

SEAT HEIGHT: 18"

ARM HEIGHT: 23"

standard features

English arm with T-cushion (extended arms are not available)

Seat cushions: Spring Down, Feathersoft or Hypoallergenic

Memory Down seat cushion available for an additional charge

Back cushions: Blend Down loose boxed, loose knife-edge, semi-attached boxed or semi-attached knife-edge or tight back

Two 19" feather/down pillows

Dressmaker 10" skirt or any of our eight leg styles

Self-welting

*Please refer to the CHOICES section for additional options on this frame style.

COM yardage

20 yards of plain 54" fabric

22.5 yards for repeat of 2-14"

25 yards for repeat of 15-27"

27.5 yards for repeat of 28-36"

For larger repeats, please call for yardage requirements.

finish options

Available in 28 standard or premium wood finishes or Benjamin Moore paint colors.

companion pieces

All frames are shown in detail under the CHOICES tab.

as shown

Fabric: AF10210, Straw in neutral from Anna French Linens

Blend Down loose knife-edge back cushions

Waterfall skirt



FAIRFAX SOFA RELAXED

7755-S89

dimensions

OUTSIDE: 89" wide x 39" deep x 39" high

INSIDE: 75" wide x 23" deep x 20" high

SEAT HEIGHT: 19"

ARM HEIGHT: 24"



FAIRFAX SOFA RELAXED

7755-S89

This classic sofa has cushy English arms, a great place to read and relax. The larger proportions of this sofa make it ideal for comfort. As part of our CHOICES program, there are many Fairfax frame options available: sofas, mid-length sofas, sleepers, loveseats, chairs, chaise lounges and sectionals to create a seating area of any size and shape. Details on other frames will be found behind the CHOICES tab.

dimensions

OUTSIDE: 89" wide x 39" deep x 39" high

INSIDE: 75" wide x 23" deep x 20" high

SEAT HEIGHT: 19"

ARM HEIGHT: 24"

standard features

English arm with T-cushion (extended arms are not available)

Seat cushions: Spring Down, Feathersoft or Hypoallergenic

Memory Down seat cushion available for an additional charge

Back cushions: Blend Down loose boxed, loose knife-edge, semi-attached boxed or semi-attached knife-edge or tight back

Two 19" feather/down pillows

Dressmaker 10" skirt or any of our eight leg styles

Self-welting

*Please refer to the CHOICES section for additional options on this frame style.

COM yardage

22 yards of plain 54" fabric

25 yards for repeat of 2-14"

28 yards for repeat of 15-27"

31 yards for repeat of 28-36"

For larger repeats, please call for yardage requirements.

finish options

Available in 28 standard or premium wood finishes or Benjamin Moore paint colors.

companion pieces

All frames are shown in detail under the CHOICES tab.

as shown

Fabric: AF10210, Straw in neutral from Anna French Linens

Blend Down loose knife-edge back cushions

Waterfall skirt



MADISON SOFA RELAXED

7751-S86

dimensions

OUTSIDE: 86" wide x 39" deep x 39" high

INSIDE: 75" wide x 23" deep x 20" high

SEAT HEIGHT: 19"

ARM HEIGHT: 25"



MADISON SOFA RELAXED

7751-S86

This larger-scale Madison Sofa with track arms looks very sharp with optional contrast welting that follows its linear contours. The boxed border base complements the modern lines of this frame. As part of our CHOICES program, there are many Madison frame options available: sofas, mid-length sofas, sleepers, loveseats, chairs, chaise lounges and sectionals to create a seating area of any size and shape. Details on other frames will be found behind the CHOICES tab.

dimensions

OUTSIDE: 86" wide x 39" deep x 39" high

INSIDE: 75" wide x 23" deep x 20" high

SEAT HEIGHT: 19"

ARM HEIGHT: 25"

standard features

Track arm with T-cushions or extended track arm with square cushions

Seat cushions: Spring Down, Feathersoft or Hypoallergenic

Memory Down seat cushion available for an additional charge

Back cushions: Blend Down loose boxed, loose knife-edge, semi-attached boxed or semi-attached knife-edge or tight back

Two 19" feather/down pillows

Dressmaker 10" skirt or box border at base

Somerset tapered leg or tapered caster leg or wedge foot

Self-welting

*Please refer to the CHOICES section for additional options on this frame style.

COM yardage

22 yards of plain 54" fabric

25 yards for repeat of 2-14"

28 yards for repeat of 15-27"

31 yards for repeat of 28-36"

For larger repeats, please call for yardage requirements.

finish options

Available in 28 standard or premium wood finishes or Benjamin Moore paint colors.

companion pieces

All frames are shown in detail under the CHOICES tab.

as shown

Fabric: AF10210, Straw in neutral from Anna French Linens

Blend Down loose boxed back cushions

Tapered caster leg with Antique Brass casters



WESTPORT SOFA RELAXED

7753-S92

dimensions

OUTSIDE: 92" wide x 39" deep x 39" high

INSIDE: 74" wide x 23" deep x 20" high

SEAT HEIGHT: 19"

ARM HEIGHT: 26"



WESTPORT SOFA RELAXED

7753-S92

The larger-scale Westport Sofa is a traditional style with a welted inset panel and slight shirring (also called a modified sock arm) that shows off skillful tailoring. As part of our CHOICES program, there are many Westport frame options available: sofas, mid-length sofas, sleepers, loveseats, chairs, chaise lounges and sectionals to create a seating area of any size and shape. Details on other frames will be found behind the CHOICES tab.



dimensions

OUTSIDE: 92" wide x 39" deep x 39" high

INSIDE: 74" wide x 23" deep x 20" high

SEAT HEIGHT: 19"

ARM HEIGHT: 26"

standard features

Modified sock arm with T-cushions or extended modified sock arm with square cushions

Seat cushions: Spring Down, Feathersoft or Hypoallergenic

Memory Down seat cushion available for an additional charge

Back cushions: Blend Down loose boxed, loose knife-edge, semi-attached boxed or semi-attached knife-edge or tight back

Two 19" feather/down pillows

Dressmaker 10" skirt or any of our eight leg styles

Self-welting

*Please refer to the CHOICES section for additional options on this frame style.



COM yardage

22 yards of plain 54" fabric

25 yards for repeat of 2-14"

28 yards for repeat of 15-27"

31 yards for repeat of 28-36"

For larger repeats, please call for yardage requirements.

finish options

Available in 28 standard or premium wood finishes or Benjamin Moore paint colors.

companion pieces

All frames are shown in detail under the CHOICES tab.

as shown

Fabric: AF10210, Straw in neutral from Anna French Linens

Blend Down loose knife-edge back cushions

Dressmaker 10" skirt



HAMILTON SOFA RELAXED

7757-S92

dimensions

OUTSIDE: 92" wide x 39" deep x 39" high

INSIDE: 74" wide x 23" deep x 20" high

SEAT HEIGHT: 19"

ARM HEIGHT: 26"



HAMILTON SOFA RELAXED

7757-S92

This larger-scale version of our Hamilton Sofa has a traditional Lawson arm, tailored with an inset panel. As part of our CHOIC program, there are many Hamilton frame options available: so mid-length sofas, sleepers, loveseats, chairs, chaise lounges a sectionals to create a seating area of any size and shape. Detail on other frames will be found behind the CHOICES tab.

dimensions

OUTSIDE: 92" wide x 39" deep x 39" high

INSIDE: 74" wide x 23" deep x 20" high

SEAT HEIGHT: 19"

ARM HEIGHT: 26"

standard features

Lawson arm with T-cushions or extended Lawson arm with square cushions

Seat cushions: Spring Down, Feathersoft or Hypoallergenic

Memory Down seat cushion available for an additional charge

Back cushions: Blend Down loose boxed, loose knife-edge, semi-attached boxed or semi-attached knife-edge or tight back

Two 19" feather/down pillows

Dressmaker 10" skirt or any of our eight leg styles

Self-welting

*Please refer to the CHOICES section for additional options on this frame style.

COM yardage

22 yards of plain 54" fabric

25 yards for repeat of 2-14"

28 yards for repeat of 15-27"

31 yards for repeat of 28-36"

For larger repeats, please call for yardage requirements.

finish options

Available in 28 standard or premium wood finishes or Benjamin Moore paint colors.

companion pieces

All frames are shown in detail under the CHOICES tab.

as shown

Fabric: AF10210, Straw in neutral from Anna French Linens

Blend Down loose boxed back cushions

English caster leg

Light Antique standard wood finish



MONTCLAIR SETTEE

7715-S65

dimensions

OUTSIDE: 65" wide x 34" deep x 38" high

INSIDE: 56" wide x 23" deep x 20" high

SEAT HEIGHT: 20"

ARM HEIGHT: 22"



MONTCLAIR SETTEE

7715-S65

Traditional New England style has been refined in the sheltering arms of the Montclair Settee. With its sculptural form, this settee will complement any style fabric and add a welcoming note to a foyer, living room, office—or any setting that needs a touch of class with comfort.

dimensions

OUTSIDE: 65" wide x 34" deep x 38" high

INSIDE: 56" wide x 23" deep x 20" high

SEAT HEIGHT: 20"

ARM HEIGHT: 22"

standard features

Spring Down bench seat cushion

Tight curved back

Self-welting

Tapered wood legs with ferrules

No skirt option

Two 17" feather/down pillows

COM yardage

11 yards of plain 54" fabric

12 yards for repeat of 2-14"

13 yards for repeat of 15-27"

14 yards for repeat of 28-36"

For larger repeats, please call for yardage requirements.

finish options

Available in 28 standard or premium wood finishes or

Benjamin Moore paint colors.

companion pieces

Montclair Chair 7715-C33

as shown

Fabric: W79237, Spring Velvet in celery from Avalon Wovens

Ash premium painted finish



BRIGHTON SETTEE

7709-S66

dimensions

OUTSIDE: 66" wide x 34" deep x 36" high

INSIDE: 56" wide x 24" deep x 19" high

SEAT HEIGHT: 20"

ARM HEIGHT: 24"



BRIGHTON SETTEE

7709-S66

One of our most distinctive frames, the Brighton Settee features a shaped back, flared arms and bamboo-style legs with a bench seat cushion to add plush comfort. This settee has great versatility and can complement any decor from traditional to contemporary. The Brighton Settee and its welcoming arms can show off a modern print, even a bold design or colorful Chinoiserie toile.

dimensions

OUTSIDE: 66" wide x 34" deep x 36" high

INSIDE: 56" wide x 24" deep x 19" high

SEAT HEIGHT: 20"

ARM HEIGHT: 24"

standard features

Spring Down bench seat cushion

Tight back

Self-welting

Carved bamboo-style legs

No skirt option

Two 19" feather/down pillows

COM yardage

14 yards of plain 54" fabric

15.5 yards for repeat of 2-14"

17 yards for repeat of 15-27"

18.5 yards for repeat of 28-36"

For larger repeats, please call for yardage requirements.

finish options

Available in 28 standard or premium wood finishes or Benjamin Moore paint colors.

companion pieces

Brighton Sofa 7709-S91

as shown

Fabric: AW1392, Spot On in taupe from Anna French Aria
Smoke premium painted finish



FREDERIK SETTEE

7716-S63

dimensions

OUTSIDE: 63" wide x 33" deep x 38" high

INSIDE: 55" wide x 20" deep x 15" high

SEAT HEIGHT: 21"

ARM HEIGHT: 32"



FREDERIK SETTEE

7716-S63

The Frederik Settee will add a handsome presence to any setting with its tailored styling, shaped base and classic X-stretchers. The tight back of this frame can show off a plethora of pillows, in addition to those that come with the settee. The Frederik Settee will be right at home in a foyer, an office or sitting room.

dimensions

OUTSIDE: 63" wide x 33" deep x 38" high

INSIDE: 55" wide x 20" deep x 15" high

SEAT HEIGHT: 21"

ARM HEIGHT: 32"

standard features

Spring Down bench seat cushion

Tight back

Self-welting

Tapered wood legs with stretchers

No skirt option

Two 21" feather/down pillows

COM yardage

18 yards of plain 54" fabric

20 yards for repeat of 2-14"

22 yards for repeat of 15-27"

24 yards for repeat of 28-36"

For larger repeats, please call for yardage requirements.

finish options

Available in 28 standard or premium wood finishes or

Benjamin Moore paint colors.

as shown

Fabric: AF10214, Oatmeal in neutral from Anna French Linens

Faded Ebony standard wood finish



BEL AIRE SETTEE

7717-S60

dimensions

OUTSIDE: 60" wide x 32" deep x 38" high

INSIDE: 54" wide x 23" deep x 20" high

SEAT HEIGHT: 20"



BEL AIRE SETTEE

7717-S60

The delicate lines of the Bel Aire Settee add a fresh take to traditional styling. The delicate tufting adds depth and visual interest, which is accented by the shapely back and sloping arms. This settee would be a lovely addition to a master bedroom, a library, a foyer, at a dining table—or anywhere a little extra seating is needed.

dimensions

OUTSIDE: 60" wide x 32" deep x 38" high

INSIDE: 54" wide x 23" deep x 20" high

SEAT HEIGHT: 20"

standard features

Tight seat

Self-welting

Tapered wood legs

No skirt option

Two 17" feather/down pillows

COM yardage

11 yards of plain 54" fabric

12 yards for repeat of 2-14"

13 yards for repeat of 15-27"

14 yards for repeat of 28-36"

For larger repeats, please call for yardage requirements.

finish options

Available in 28 standard or premium wood finishes or Benjamin Moore paint colors.

companion pieces

Bel Aire Chair 7717-C28

as shown

Fabric: W65427, Strathmore Linen in stone from Essentials Linens

Putty premium painted finish



RICHMOND SETTEE

7718-S54

dimensions

OUTSIDE: 54" wide x 32" deep x 32" high

INSIDE: 54" wide x 23" deep x 18" high

SEAT HEIGHT: 19"



RICHMOND SETTEE

7718-S54

With a nod to slipper chair styling, a casual note has been added to the Richmond Settee with its pillow-top cushion and turned legs. The cushions are semi-attached, so they'll always be in place. This piece tucks in easily where informal seating is desired, perhaps adjoining a sofa in a family room or even a child's room.

dimensions

OUTSIDE: 54" wide x 32" deep x 32" high

INSIDE: 54" wide x 23" deep x 18" high

SEAT HEIGHT: 19"

standard features

Semi-attached Feathersoft seat cushion

Semi-attached Blend Down back cushion

Self-welting

Turned legs with casters and ferrules

No skirt option

COM yardage

11 yards of plain 54" fabric

12 yards for repeat of 2-14"

13 yards for repeat of 15-27"

14 yards for repeat of 28-36"

For larger repeats, please call for yardage requirements.

finish options

Available in 28 standard or premium wood finishes or Benjamin Moore paint colors.

companion pieces

Richmond Chair 7718-C24

as shown

Fabric: AF10214, Oatmeal in neutral from Anna French Linens

Optional nail head trim: Silver #9 around chair base

Polished Nickel casters and ferrules

Smoke premium painted finish

